

Tracking and Timing Teaser

ORGSU technology

ORGSU WORK PAGE - EVENT ORGANISER

Johanna Swimmer
Water Events Ltd
Super User Event Org

COMPANY ▾ EVENT ▾ ATHLETES ▾ E-shop FAQs Handbooks Agents

- General Settings**
 - New Event
 - My Events
 - Selected Event: Testing Event**
 - Event Setup
 - Raceday Specification
 - Races Specification
 - Entry Fee
 - Event applets
 - Timing Scenarios
 - LIVE Results on/off
 - Event Incomes
 - Event Status
 - All Docs: Edit and Print
 - Export and Import
 - New Virtual Race
- Registration**
 - Venue Registration
 - Registration Table
 - Venue Registration Printing
 - Start Lists**
 - Start Numbers and Waves
 - Athlete A4 Info Generator
 - Start List Settings
 - Start List Printing
 - Results**
 - Timing Points Management
 - Mobile Timing and Tracking
 - Keyboard Timing Input
 - Technical Times
 - Results Printing
 - Results Export XML
- Other Services**
 - Race Business Deals
 - Photogallery
 - E-shop Administration
 - Revenues and Expenses
 - Event Templates**
 - Information Leaf
 - Templates for Header and Footer
 - Race Table Templates
 - Race Conditions Templates

provides many services dealing with Event support. For example, Venue Registration support and Timing.

REGISTRATION

Athlete ID BX9E0R **E-mail** Pamila@no.email

Last Name De Mager **Name** Pamila

Gender Male Female Not Entered **Birthday** 14 . 3 . 2003

Team **Country** Norway

Support & Emergency

Emerg. Name **Emerg. Tel.**

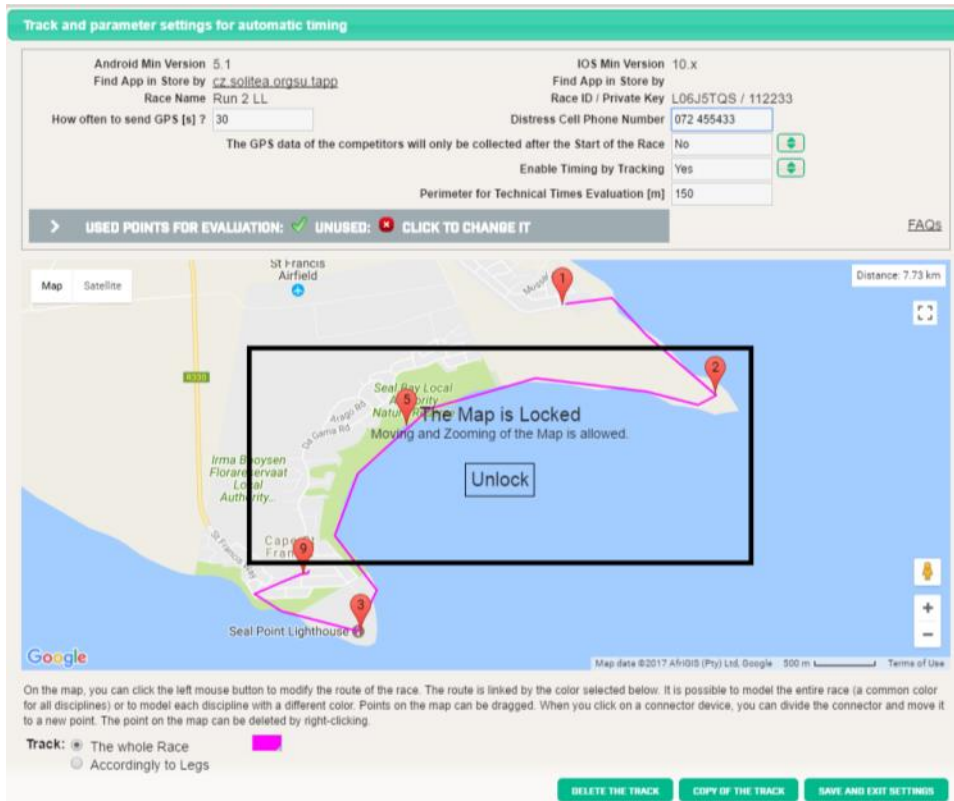
Race Day	Race	Race Division	Start	BIB	Tag ID	Status	Entry Fee Price
1	No Transitions Times Triathlon Swim (500.00 m) Bike (17.00 Km) Run (7.00 Km)	Girls 12-13	No Transitions Times 2:01 PM	52		Registration	0.00
1	Stage Race Running Trail Run (5.00 Km) Trail Run (7.00 Km)	Girls 14-15	Stage Race 4:00 PM	352		Registration	0.00

Total Price 0.00 Rand Already Paid 0.00 Rand To be Paid Now 0.00 Rand

Paid BIB taken

[NEW SEARCH](#) [PRINT THIS SCREEN](#) [SAVE](#)

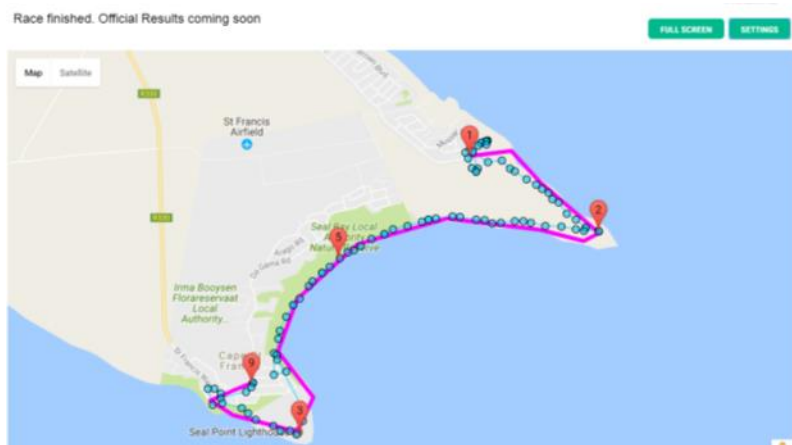
ORGSU allows different approach to timing with/without transition between legs and with an absolute break between legs (stage race). It gives the possibility of allocating GPS coordinates to timing points and to visualise the race track on a map.



Race can be up to 10 days long and may consist of individual and/or team divisions.
There are different in-built technologies to provide timing.

The automatic Timing and Tracking technology using VSATx devices or smartphones is a unique, simple and cheap technology, mainly suitable for long events.

LIVE Tracking ORGSU applet installed on Event Organiser's website provides the spectators with a great experience and the Organiser with extra safety for athletes.



When Timing by Tracking is activated it calculates LIVE Results visible online without the need for a physical timekeeper on the track.

TEST GPS - Run 2 LL - 5/4/2017 **RESULTS PREPARATION**










Trail Run 8 km

Race finished. Official Results coming soon

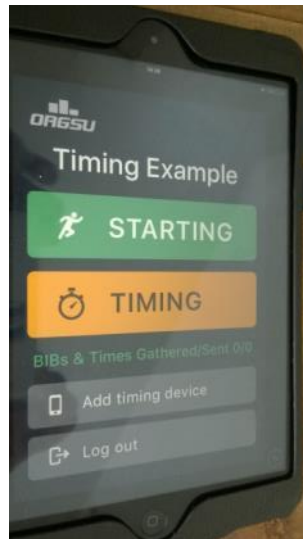
Country - Gender - Division - Sport Club - BIB

#	BIB	Name	Year	Team	Trail Run Small Light	Trail Run 1st Beach	Trail Run 2nd Beach	Trail Run Light house 2 LL	Total Time	Loss
1	7	Smith Jordan	1966	Black Multi Sport	13:10	18:22	13:07	9:12	53:52	53:52
2	13	Pistol Oscar	2000	No Club	13:48	19:28	12:42	9:08	55:04	55:04
3	18	Bond Diana	1980		13:07	18:29	13:20	10:48	55:46	55:46
4	14	Holmes Haydn	1980		14:57	27:25	18:33	10:42	1:11:37	1:11:37

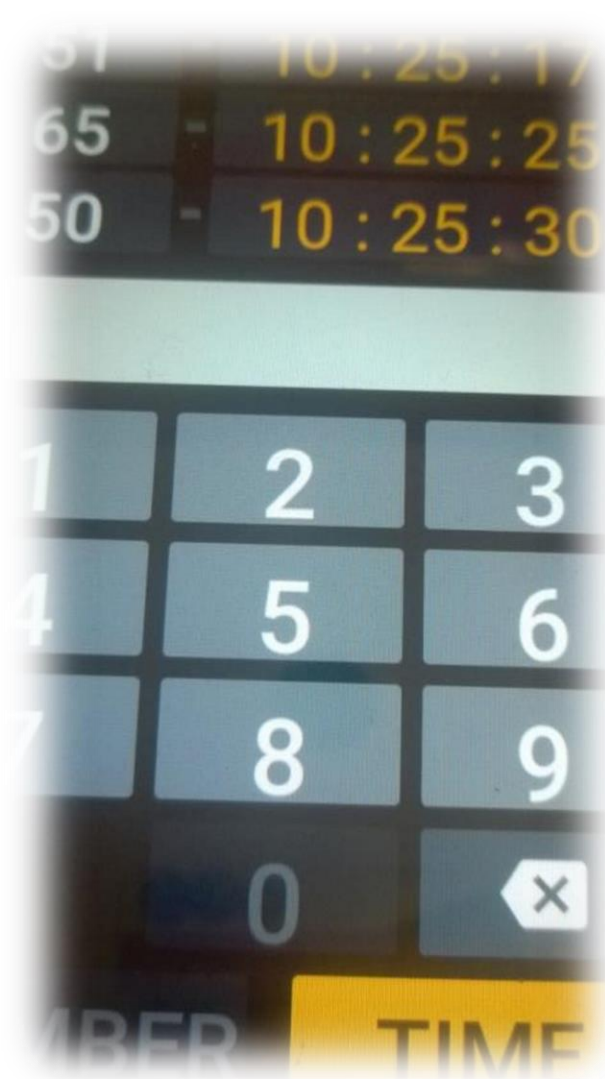
The preliminary and official Results printouts are available in customized formats.

#	BIB	Name Lastname (Birth Year)	Team	DIV	#	Sex #	[Swim]	[# Swim]	[Bike]	[# Bike]	[Run]	[# Run]	Total Time	To Winner
1	57	Anna Prior (2002)	TT Turku	 Girls 14-15	1	F/1	06:55	3	46:12	2	12:32	3	1:05:40	00:06
2	53	Catharine De Pillier (2004)	Fast Ladies	 Girls 12-13	1	F/2	06:48	2	46:41	6	12:21	1	1:05:51	00:17
3	52	Pamila De Mager (2003)	Liquid Lines	 Girls 12-13	2	F/3	07:08	5	46:27	4	12:26	2	1:06:01	00:27
4	54	Diana Garland (2004)	England Mothers	 Girls 12-13	3	F/4	07:32	8	45:59	1	12:40	4	1:06:11	00:37
5	56	Adela Price (2004)	SFB Running	 Girls 12-13	4	F/5	07:18	7	46:23	3	13:42	6	1:07:23	01:49
6	13	Oskar Pistol (2001)	NTNU Trondheim	 Boys 14-15	1	M/1	07:01	4	46:51	7	13:34	5	1:07:27	01:53
7	12	Mani Maier (2003)		 Boys 12-13	1	M/2	07:12	6	46:30	5	13:58	7	1:07:41	02:07
8	55	Sarka Leblova (2003)		 Girls 12-13	5	F/6	06:42	1	47:17	8	14:02	8	1:08:01	02:27
DNF	11	David Black (2004)	Tampere	 Boys 12-13	DNF	M/DNF			DNF		DNF		DNF	

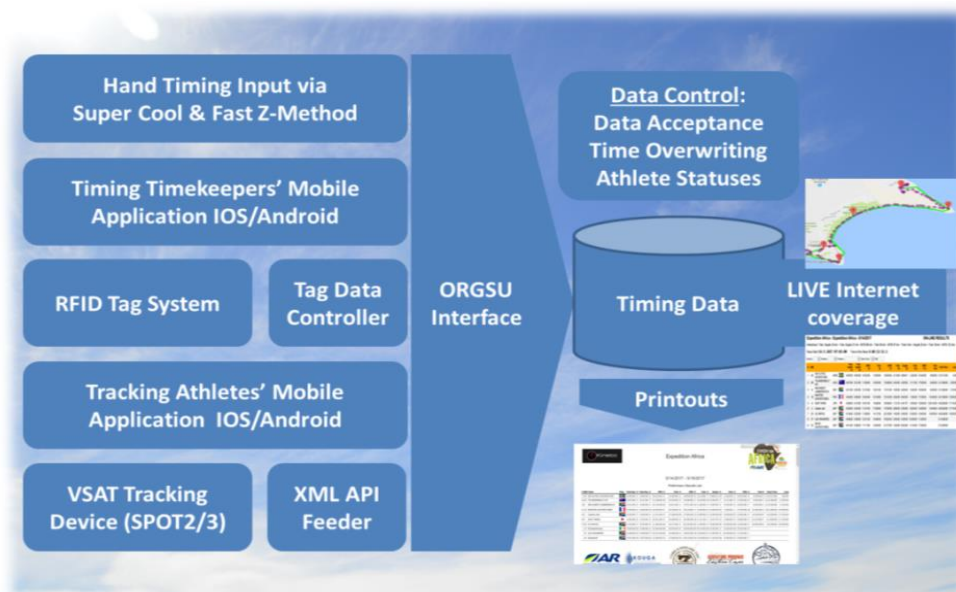
When there is a physical timekeeper on track the only thing, he needs to measure the times and provide LIVE Results is his smartphone with our ORGSU Mobile Timing Application



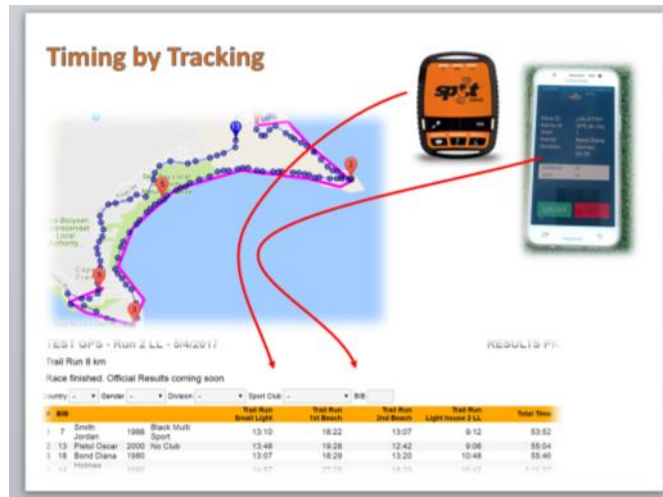
You may try to time your own race on the page: test.orgsu.org (without www.)



The ORGSU technology gives the possibility to combine all possible Timing data streams:



The combination of VSAT and Terrestrial GSM GPS tracking and automatic LIVE Timing gives ORGSU the highest possible ratings in unbeatable price.
 The timing licence costs USD 70/race day and the Tracking and Timing licence only USD 90/race day.



This is not a handbook, just only a teaser of several screenshots.

Please go to http://www.orgsu.org/Other_Materials for more info or register your company as an Event Organiser at: <https://tech.orgsu.org/Web/Home/Tgx/TG3?lang=en>
 Open your company account and get access to all Handbooks and FAQs today.
 Or ask your favourite Timing company to use ORGSU technology.
 Because you only want the best.